

Results
**100m Men
Final**
22 JUN 2013 / 15:34

Rank	Name	Nat	Date of Birth	Lane	Result	
1	VICAUT Jimmy	FRA	27 FEB 1992	4	10.28	
2	SAIDY NDURE Jaysuma	NOR	1 JAN 1984	6	10.37	
3	KRYNSKI Kamil	POL	12 MAY 1987	7	10.40	SB
4	BREDNEV Aleksandr	RUS	4 FEB 1988	6	10.41	
5	KELLER Martin	GER	26 SEP 1986	7	10.46	
6	KILTY Richard	GBR	2 SEP 1989	2	10.51	
7	TUMI Michael	ITA	12 FEB 1990	5	10.51	
8	SAFER Izzet	TUR	10 JUL 1990	2	10.52	
9	VILES Eduard	ESP	8 FEB 1991	4	10.57	
10	STERYIOULIS Efthimios	GRE	9 FEB 1985	5	10.59	
11	BODROV Igor	UKR	9 JUL 1987	3	10.63	
12	KANSTANTSIUК Pavel	BLR	23 JUN 1990	3	10.86	

**100m Men
Heat 1**
22 JUN 2013 / 15:34

Wind: -0.5 m/s

Rank	Name	Nat	Date of Birth	Lane	Reaction time	Result	
1	KRYNSKI Kamil	POL	12 MAY 1987	7	0.167	10.40	SB
2	BREDNEV Aleksandr	RUS	4 FEB 1988	6	0.151	10.41	
3	SAFER Izzet	TUR	10 JUL 1990	2	0.159	10.52	
4	VILES Eduard	ESP	8 FEB 1991	4	0.130	10.57	
5	STERYIOULIS Efthimios	GRE	9 FEB 1985	5	0.166	10.59	
6	KANSTANTSIUК Pavel	BLR	23 JUN 1990	3	0.173	10.86	

**100m Men
Heat 2**
22 JUN 2013 / 15:40

Wind: -4.1 m/s

Rank	Name	Nat	Date of Birth	Lane	Reaction time	Result
1	VICAUT Jimmy	FRA	27 FEB 1992	4	0.160	10.28
2	SAIDY NDURE Jaysuma	NOR	1 JAN 1984	6	0.154	10.37
3	KELLER Martin	GER	26 SEP 1986	7	0.153	10.46
4	KILTY Richard	GBR	2 SEP 1989	2	0.142	10.51
5	TUMI Michael	ITA	12 FEB 1990	5	0.149	10.51
6	BODROV Igor	UKR	9 JUL 1987	3	0.150	10.63

**200m Men
Final**
23 JUN 2013 / 16:07

Rank	Name	Nat	Date of Birth	Lane	Result	
1	LEMAITRE Christophe	FRA	11 JUN 1990	4	20.27	
2	SAIDY NDURE Jaysuma	NOR	1 JAN 1984	5	20.47	
3	SMELYK Serhiy	UKR	19 APR 1987	4	20.62	PB
4	TALBOT Daniel	GBR	1 MAY 1991	6	20.67	
5	MANENTI Davide	ITA	16 APR 1989	7	20.78	
6	RUIZ Sergio	ESP	21 OCT 1989	2	20.79	
7	TSAKONAS Lykourgos-Stefanos	GRE	8 MAR 1990	6	20.79	
8	REUS Julian	GER	29 APR 1988	3	20.97	
9	LINNIK Aliaksandr	BLR	28 JAN 1991	7	21.05	SB
10	KHUTTE Aleksandr	RUS	29 SEP 1988	2	21.10	
11	AY Aykut	TUR	3 AUG 1995	3	21.84	
	ZALEWSKI Karol	POL	7 AUG 1993	5	DQ	R 162.7

Results
**200m Men
Heat 1**
23 JUN 2013 / 16:07

Wind: +1.7 m/s

Rank	Name	Nat	Date of Birth	Lane	Reaction time	Result	
1	SMELYK Serhiy	UKR	19 APR 1987	4	0.148	20.62	PB
2	TSAKONAS Lykourgos-Stefanos	GRE	8 MAR 1990	6	0.143	20.79	
3	LINNIK Aliaksandr	BLR	28 JAN 1991	7	0.143	21.05	SB
4	KHUTTE Aleksandr	RUS	29 SEP 1988	2	0.147	21.10	
5	AY Aykut	TUR	3 AUG 1995	3	0.141	21.84	
	ZALEWSKI Karol	POL	7 AUG 1993	5		DQ	R 162.7

**200m Men
Heat 2**
23 JUN 2013 / 16:16

Wind: +2.4 m/s

Rank	Name	Nat	Date of Birth	Lane	Reaction time	Result	
1	LEMAITRE Christophe	FRA	11 JUN 1990	4	0.145	20.27	
2	SAIDY NDURE Jaysuma	NOR	1 JAN 1984	5	0.153	20.47	
3	TALBOT Daniel	GBR	1 MAY 1991	6	0.198	20.67	
4	MANENTI Davide	ITA	16 APR 1989	7	0.154	20.78	
5	RUIZ Sergio	ESP	21 OCT 1989	2	0.140	20.79	
6	REUS Julian	GER	29 APR 1988	3	0.141	20.97	

**400m Men
Final**
22 JUN 2013 / 15:04

Rank	Name	Nat	Date of Birth	Lane	Result	
1	KRASNOV Vladimir	RUS	19 AUG 1990	7	45.69	SB
2	LEVINE Nigel	GBR	30 APR 1989	5	45.88	
3	GOLLNOW David	GER	8 APR 1989	6	45.90	
4	KOZLOWSKI Kacper	POL	7 DEC 1986	2	46.52	
5	GALVAN Matteo	ITA	24 AUG 1988	4	46.53	
6	CAN Yavuz	TUR	23 FEB 1987	5	46.70	
7	KIRIAKÍDIS Pétros	GRE	17 JUL 1989	3	46.73	SB
8	GARCÍA Samuel	ESP	4 DEC 1991	3	46.89	
8	HUTSOL Yevhen	UKR	13 MAY 1990	6	46.89	
10	MACEDOT Marc	FRA	15 SEP 1988	4	47.13	
11	ROTH Andreas	NOR	29 APR 1993	2	47.46	PB
	LIPAUKA Maksim	BLR	29 MAY 1996	7	DQ	R 163.3a

**400m Men
Heat 1**
22 JUN 2013 / 15:04

Rank	Name	Nat	Date of Birth	Lane	Reaction time	Result	
1	GALVAN Matteo	ITA	24 AUG 1988	4	0.132	46.53	
2	CAN Yavuz	TUR	23 FEB 1987	5	0.183	46.70	
3	KIRIAKÍDIS Pétros	GRE	17 JUL 1989	3	0.194	46.73	SB
4	HUTSOL Yevhen	UKR	13 MAY 1990	6	0.166	46.89	
5	ROTH Andreas	NOR	29 APR 1993	2	0.174	47.46	PB
	LIPAUKA Maksim	BLR	29 MAY 1996	7	0.174	DQ	R 163.3a

Results

**400m Men
Heat 2**

22 JUN 2013 / 15:10

Rank	Name	Nat	Date of Birth	Lane	Reaction time	Result	
1	KRASNOV Vladimir	RUS	19 AUG 1990	7	0.192	45.69	SB
2	LEVINE Nigel	GBR	30 APR 1989	5	0.152	45.88	
3	GOLLNOW David	GER	8 APR 1989	6	0.154	45.90	
4	KOZŁOWSKI Kacper	POL	7 DEC 1986	2	0.144	46.52	
5	GARCÍA Samuel	ESP	4 DEC 1991	3	0.196	46.89	
6	MACEDOT Marc	FRA	15 SEP 1988	4	0.132	47.13	

**800m Men
Final**

23 JUN 2013 / 14:59

Rank	Name	Nat	Date of Birth	Lane	Result	
1	KSZCZOT Adam	POL	2 SEP 1989	6	1:47.27	
2	ÖZBILEN İlham Tanui	TUR	5 MAR 1990	8	1:47.39	
3	OSAGIE Andrew	GBR	19 FEB 1988	6	1:47.41	
4	BOSSE Pierre-Ambroise	FRA	11 MAY 1992	2	1:47.56	
5	BENEDETTI Giordano	ITA	22 MAY 1989	4	1:48.09	
6	LANGE Andreas	GER	29 JAN 1991	7	1:48.40	
7	ANANENKA Anis	BLR	29 NOV 1985	2	1:48.42	
8	LÓPEZ Kevin	ESP	12 JUN 1990	8	1:48.71	
9	TYUMENTSEV Viktor	UKR	12 MAR 1992	4	1:48.96	
10	ROTH Thomas	NOR	11 FEB 1991	3	1:49.43	
11	NAKÓPOULOS Konstadinos	GRE	28 JUN 1987	1	1:49.94	
12	NESTEROV Ivan	RUS	10 FEB 1985	5	1:50.27	

Intermediate times: 400m 53.12 ÖZBILEN İlham Tanui (TUR)
600m 1:20.95 ÖZBILEN İlham Tanui (TUR)

**1500m Men
Final**

22 JUN 2013 / 16:27

Rank	Name	Nat	Date of Birth	Order	Result	
1	ÖZBILEN İlham Tanui	TUR	5 MAR 1990	12	3:38.57	CR
2	GRICE Charlie	GBR	7 NOV 1993	9	3:39.76	
3	LEWANDOWSKI Marcin	POL	13 JUN 1987	10	3:39.82	
4	SCHLANGEN Carsten	GER	31 DEC 1980	11	3:39.95	
5	MECHAAL Adel	ESP	5 DEC 1990	1	3:40.58	
6	NIKOLAEV Egor	RUS	28 APR 1988	8	3:41.80	
7	BORYSYUK Oleksandr	UKR	9 DEC 1985	6	3:42.41	
8	DIMITRÁKIS Andréas	GRE	8 SEP 1990	2	3:43.23	
9	DENISSEL Simon	FRA	22 MAY 1990	3	3:43.68	
10	CRESPI Merihun	ITA	15 DEC 1988	7	3:43.92	
11	ØLSTAD Vegard	NOR	12 SEP 1992	5	3:44.08	SB
12	YUSCHANKA Maksim	BLR	18 MAY 1990	4	3:44.32	SB

Intermediate times: 400m 53.72 ÖZBILEN İlham Tanui (TUR)
800m 1:51.08 ÖZBILEN İlham Tanui (TUR)
1200m 2:49.71 ÖZBILEN İlham Tanui (TUR)

Results

3000m Men Final

23 JUN 2013 / 16:52

Rank	Name	Nat	Date of Birth	Order	Result	
1	TAHRI Bouabdellah	FRA	20 DEC 1978	5	8:05.31	
2	AKKAS Halil	TUR	1 JUL 1983	2	8:05.50	
3	SMIRNOV Valentin	RUS	13 FEB 1986	10	8:05.77	
4	BORYSYUK Oleksandr	UKR	9 DEC 1985	8	8:05.88	
5	RINGER Richard	GER	27 FEB 1989	1	8:05.89	
6	ZEBROWSKI Krzysztof	POL	9 JUL 1990	12	8:06.13	PB
7	BISHOP David	GBR	9 MAY 1987	11	8:06.18	SB
8	CASADO Arturo	ESP	26 JAN 1983	3	8:06.19	
9	MEUCCI Daniele	ITA	7 OCT 1985	9	8:06.46	
10	PLATONAU Siarhei	BLR	12 DEC 1990	6	8:06.50	SB
11	FLØYSTAD Hans Kristian	NOR	3 APR 1989	7	8:16.43	
12	GELAOUZOS Konstantinos	GRE	1 JAN 1990	4	8:24.79	

Intermediate times: 1000m 2:46.44 CASADO Arturo (ESP)
2000m 5:37.09 CASADO Arturo (ESP)

5000m Men Final

22 JUN 2013 / 17:03

Rank	Name	Nat	Date of Birth	Order	Result
1	FARAH Mohamed	GBR	23 MAR 1983	10	14:10.00
2	TAHRI Bouabdellah	FRA	20 DEC 1978	4	14:12.91
3	KOYUNCU Kemal	TUR	25 JAN 1985	1	14:14.18
4	LABOVSKYY Mykola	UKR	4 MAY 1983	7	14:14.50
5	PARSZCZYNSKI Lukasz	POL	4 MAY 1985	11	14:14.68
6	GABIUS Arne	GER	22 MAR 1981	12	14:14.91
7	LA ROSA Stefano	ITA	22 SEP 1985	8	14:15.51
8	BEZABEH Alemayehu	ESP	22 SEP 1986	2	14:17.72
9	RYBAKOV Evgeny	RUS	27 FEB 1985	9	14:19.72
10	PLATONAU Siarhei	BLR	12 DEC 1990	5	14:25.82
11	PERSEN Asbjørn Ellefsen	NOR	19 MAY 1987	6	14:30.28
12	MAGGÍNÁS Dímos	GRE	28 JUN 1982	3	15:34.74

Intermediate times: 1000m 2:56.24 MAGGÍNÁS Dímos (GRE)
2000m 5:54.20 GABIUS Arne (GER)
3000m 8:47.78 FARAH Mohamed (GBR)
4000m 11:44.57 GABIUS Arne (GER)

110m Hurdles Men Final

23 JUN 2013 / 14:23

Rank	Name	Nat	Date of Birth	Lane	Result	
1	SHUBENKOV Sergey	RUS	4 OCT 1990	6	13.19	
2	MARTINOT LAGARDE Pascal	FRA	22 SEP 1991	4	13.28	
3	NOGA Artur	POL	2 MAY 1988	5	13.33	
4	DOUVALÍDIS Konstadinos	GRE	10 MAR 1987	3	13.45	
5	SHARMAN William	GBR	12 SEP 1984	2	13.46	
6	ABATE Emanuele	ITA	8 JUL 1985	6	13.49	SB
7	BALNUWEIT Erik	GER	21 SEP 1988	7	13.58	
8	LYNSHA Maksim	BLR	6 APR 1985	4	13.76	SB
9	QUINÓNEZ Jackson	ESP	12 JUN 1980	5	13.88	
10	VUKICEVIC Vladimir	NOR	6 MAY 1991	7	14.05	SB
11	KOPANAYKO Serhiy	UKR	5 NOV 1988	2	14.05	
12	GÜNES Mustafa	TUR	11 FEB 1989	3	14.63	

Results
110m Hurdles Men
Heat 1
23 JUN 2013 / 14:23

Wind: +1.3 m/s

Rank	Name	Nat	Date of Birth	Lane	Reaction time	Result	
1	ABATE Emanuele	ITA	8 JUL 1985	6	0.157	13.49	SB
2	LYNSHA Maksim	BLR	6 APR 1985	4	0.166	13.76	SB
3	QUINÓNEZ Jackson	ESP	12 JUN 1980	5	0.153	13.88	
4	VUKICEVIC Vladimir	NOR	6 MAY 1991	7	0.138	14.05	SB
5	KOPANAYKO Serhiy	UKR	5 NOV 1988	2	0.137	14.05	
6	GÜNES Mustafa	TUR	11 FEB 1989	3	0.163	14.63	

110m Hurdles Men
Heat 2
23 JUN 2013 / 14:33

Wind: +2.4 m/s

Rank	Name	Nat	Date of Birth	Lane	Reaction time	Result	
1	SHUBENKOV Sergey	RUS	4 OCT 1990	6	0.139	13.19	
2	MARTINOT LAGARDE Pascal	FRA	22 SEP 1991	4	0.141	13.28	
3	NOGA Artur	POL	2 MAY 1988	5	0.159	13.33	
4	DOUVALÍDIS Konstadinos	GRE	10 MAR 1987	3	0.159	13.45	
5	SHARMAN William	GBR	12 SEP 1984	2	0.155	13.46	
6	BALNUWEIT Erik	GER	21 SEP 1988	7	0.145	13.58	

400m Hurdles Men
Final
22 JUN 2013 / 14:37

Rank	Name	Nat	Date of Birth	Lane	Result	
1	SCHIRRMEISTER Silvio	GER	7 DEC 1988	6	49.15	CR
2	GREENE Dai	GBR	11 APR 1986	4	49.39	
3	FRANÇOIS Mickaël	FRA	12 MAR 1988	5	49.79	
4	KJERPESET Øyvind	NOR	12 DEC 1991	5	49.98	NR
5	CAPOTOSTI Leonardo	ITA	24 JUL 1988	7	50.30	PB
6	PIETRZAK Michal	POL	3 APR 1989	6	50.84	PB
7	CABELLO Diego	ESP	14 JAN 1988	2	50.87	
8	SHABLYUEV Ivan	RUS	17 APR 1988	3	50.93	
9	IAKOVÁKIS Periklís	GRE	24 MAR 1979	2	51.11	SB
10	NECHYPORENKO Denys	UKR	7 JAN 1990	4	51.26	
11	YAKAULEV Mikita	BLR	6 JAN 1989	3	51.77	
12	ÜNSAL Enis	TUR	1 JAN 1995	7	53.25	

400m Hurdles Men
Heat 1
22 JUN 2013 / 14:37

Rank	Name	Nat	Date of Birth	Lane	Reaction time	Result	
1	KJERPESET Øyvind	NOR	12 DEC 1991	5	0.129	49.98	NR
2	PIETRZAK Michal	POL	3 APR 1989	6	0.158	50.84	PB
3	IAKOVÁKIS Periklís	GRE	24 MAR 1979	2	0.216	51.11	SB
4	NECHYPORENKO Denys	UKR	7 JAN 1990	4	0.203	51.26	
5	YAKAULEV Mikita	BLR	6 JAN 1989	3	0.155	51.77	
6	ÜNSAL Enis	TUR	1 JAN 1995	7	0.191	53.25	

Results

400m Hurdles Men
Heat 2
22 JUN 2013 / 14:43

Rank	Name	Nat	Date of Birth	Lane	Reaction time	Result	
1	SCHIRRMEISTER Silvio	GER	7 DEC 1988	6	0.166	49.15	CR
2	GREENE Dai	GBR	11 APR 1986	4	0.164	49.39	
3	FRANÇOIS Mickaël	FRA	12 MAR 1988	5	0.148	49.79	
4	CAPOTOSTI Leonardo	ITA	24 JUL 1988	7	0.197	50.30	PB
5	CABELLO Diego	ESP	14 JAN 1988	2	0.190	50.87	
6	SHABLYUEV Ivan	RUS	17 APR 1988	3	0.169	50.93	

3000m Steeplechase Men
Final
23 JUN 2013 / 15:29


Rank	Name	Nat	Date of Birth	Order	Result	
1	AKDAG Tarik Langat	TUR	16 JUN 1988	3	8:36.25	
2	MERZOUGHFI Abdelaziz	ESP	30 AUG 1991	4	8:37.22	
3	KOWAL Yoann	FRA	28 MAY 1987	6	8:38.76	
4	CHAVKIN Nikolay	RUS	24 APR 1984	11	8:44.54	
5	ULICZKA Steffen	GER	17 JUL 1984	2	8:45.94	
6	SLOBODENYUK Vadym	UKR	17 MAR 1981	9	8:47.63	
7	FLORIANI Yuri	ITA	25 DEC 1981	10	8:50.63	
8	ZALEWSKI Krystian	POL	11 APR 1989	1	8:51.50	
9	SLAVENSKI Ilya	BLR	2 AUG 1984	7	8:55.20	
10	KÁRBØ Harald	NOR	18 MAY 1992	8	9:01.74	
11	MULLETT Rob	GBR	31 JUL 1987	12	9:18.75	
12	KASSOS Ilias	GRE	1 JAN 1986	5	9:53.67	

Intermediate times: 1000m 2:54.26 AKDAG Tarik Langat (TUR)
2000m 5:46.77 AKDAG Tarik Langat (TUR)

High Jump Men
Final
22 JUN 2013 / 15:19

Rank	Name	Nat	Date of Birth	Order	Result	
1	BONDARENKO Bohdan	UKR	30 AUG 1989	2	2.28	
2	HANANY Mickaël	FRA	25 MAR 1983	11	2.28	
3	PARSONS Tom	GBR	5 MAY 1984	5	2.24	
4	CHESANI Silvano	ITA	17 JUL 1988	3	2.24	
5	GÜNTHER Martin	GER	8 OCT 1986	7	2.20	
6	DMITRIK Aleksei	RUS	12 APR 1984	4	2.20	
7	KIECANA Szymon	POL	26 MAR 1989	6	2.15	
8	MÁSTORAS Adónios	GRE	6 JAN 1991	10	2.15	
9	CHURYLA Andrei	BLR	19 MAY 1993	12	2.15	
9	SANCHO Miguel Ángel	ESP	24 APR 1990	9	2.15	
11	NILSEN Kristoffer	NOR	28 MAR 1989	1	2.10	
12	BIRINCI Serhat	TUR	13 MAY 1990	8	2.10	

	2.00	2.05	2.10	2.15	2.20	2.24	2.28	2.31
1 BONDARENKO B	-	-	-	-	o	-	xo	x
2 HANANY M	-	-	o	-	o	xxo	xo	x
3 PARSONS T	-	-	-	o	o	o	xxx	
4 CHESANI S	-	-	o	xo	o	xo	xx	
5 GÜNTHER M	-	o	xo	o	o	xxx		
6 DMITRIK A	-	-	o	xxo	xo	x		
7 KIECANA S	-	o	o	o	xxx			
8 MÁSTORAS A	-	-	o	xo	xxx			
9 CHURYLA A	-	o	o	xxo	xx			
9 SANCHO M	o	o	o	xxo	xx			
11 NILSEN K	o	o	o	xxx				
12 BIRINCI S	-	xxo	o	xx				

INTERNET Service: www.european-athletics.org
Timing, Measurement & Data Service by  OMEGA

printed at SUN 23 JUN 2013 19:38

Page 6 of 28

Results
Pole Vault Men
Final
23 JUN 2013 / 13:20

Rank	Name	Nat	Date of Birth	Order	Result	
1	LAVILLENIE Renaud	FRA	18 SEP 1986	11	5.77	
2	GIBILISCO Giuseppe	ITA	5 JAN 1979	4	5.60	=SB
3	OTTO Björn	GER	16 OCT 1977	8	5.50	
4	SOBERA Robert	POL	19 JAN 1991	7	5.50	
5	YERYOMIN Ivan	UKR	30 MAY 1989	3	5.50	=SB
6	FILIPPÍDIS Konstadínos	GRE	26 NOV 1986	10	5.40	
7	BYCHKOV Igor	ESP	7 MAR 1987	9	5.20	
7	GRIPICH Alexandr	RUS	21 SEP 1986	5	5.20	
9	SUTCLIFFE Andrew	GBR	10 JUL 1991	6	5.20	
10	DOLVE Eirik Greibrokk	NOR	5 MAY 1995	2	5.20	PB
	TSIVONCHYK Stanislau	BLR	5 MAR 1985	1	NM	

		4.80	5.00	5.20	5.40	5.50	5.60	5.70	5.77	5.84
1	LAVILLENIE R	-	-	-	-	-	o	-	o	xxx
2	GIBILISCO G	-	-	-	o	-	xo	xxx		
3	OTTO B	-	-	-	-	o	-	xxx		
4	SOBERA R	-	-	-	xxo	o	xx			
5	YERYOMIN I	-	-	o	xxo	xo	x			
6	FILIPPÍDIS K	-	-	-	o	-	xxx			
7	BYCHKOV I	-	-	o	x-	xx				
7	GRIPICH A	-	o	o	xxx					
9	SUTCLIFFE A	-	xxo	o	xx					
10	DOLVE E	o	o	xxo	xx					
	TSIVONCHYK S	-	-	xx-	x					

Long Jump Men
Final
22 JUN 2013 / 16:34

Rank	Name	Nat	Date of Birth	Order	Result	
1	MENKOV Alexander	RUS	7 DEC 1990	6	8.36	CR
2	TSÁTOUMAS Louís	GRE	12 FEB 1982	12	8.12	=SB
3	RUTHERFORD Greg	GBR	17 NOV 1986	7	8.02	
4	REIF Christian	GER	24 OCT 1984	9	7.94	
5	OKUTU Jean Marie	ESP	4 AUG 1988	11	7.88	SB
6	NELEDVA Taras	UKR	7 JUN 1992	4	7.80	
7	SDIRI Salim	FRA	26 OCT 1978	1	7.55	
8	JASZCZUK Tomasz	POL	9 MAR 1992	8	7.53	
9	MÖGENBURG Jonas	NOR	18 FEB 1990	3	7.50	
10	KABORÉ Camillo	ITA	25 AUG 1991	5	7.39	
11	KULAKSIZ Alper	TUR	6 APR 1992	10	7.29	
12	MALIANKOU Vadzim	BLR	1 JUL 1992	2	7.18	

		1	2	3	4
1	MENKOV A	7.90 (+0.9)	8.33 (+1.9)	7.82 (+2.4)	8.36 (+1.9)
2	TSÁTOUMAS L	8.12 (+0.8)	x (+0.9)	-	x (+2.3)
3	RUTHERFORD G	7.64 (+1.4)	7.98 (+1.2)	7.85 (+2.0)	8.02 (+2.6)
4	REIF C	7.42 (+0.8)	7.94 (+1.2)	x (+2.0)	x (+2.7)
5	OKUTU Jean Marie	7.88 (+1.0)	x (+1.2)	7.47 (+2.3)	
6	NELEDVA T	7.31 (+1.2)	7.80 (+2.6)	7.50 (+1.8)	
7	SDIRI Salim	7.38 (+0.4)	x (+2.0)	7.55 (+1.5)	
8	JASZCZUK T	7.51 (-1.3)	7.53 (+0.1)	x (+2.0)	
9	MÖGENBURG J	x (+2.6)	7.50 (+2.4)	7.07 (-0.9)	
10	KABORÉ C	x (+1.9)	7.34 (+3.2)	7.39 (+4.2)	
11	KULAKSIZ A	7.29 (+2.7)	x (+0.5)	6.91 (+1.0)	
12	MALIANKOU V	6.74 (+0.8)	7.18 (+1.0)	6.86 (-0.1)	

Results
Triple Jump Men
Final
23 JUN 2013 / 14:20

Rank	Name	Nat	Date of Birth	Order	Result
1	FYODOROV Aleksey	RUS	25 MAY 1991	7	16.70
2	TAMGHO Teddy	FRA	15 JUN 1989	2	16.62
3	DOUGLAS Nathan	GBR	4 DEC 1982	8	16.45
4	TSIAMIS Dimitrios	GRE	12 JAN 1982	1	16.30
5	KUZNYETSOV Viktor	UKR	14 JUL 1986	5	16.25
6	SCHEMBRI Fabrizio	ITA	27 JAN 1981	6	16.24
7	HOFFMANN Karol	POL	1 JUN 1989	9	16.08
8	DOCAVO Vicente	ESP	13 FEB 1992	12	15.82
9	TSAPIK Aliaksei	BLR	4 AUG 1988	3	15.66
10	KARACA Askin	TUR	20 OCT 1990	11	15.51
11	ZIEGLER Manuel	GER	28 JUL 1990	10	15.46
12	ALMSENGEN Sindre	NOR	16 FEB 1985	4	15.21

	1	2	3	4
1	FYODOROV A 16.12 (+0.1)	13.39 (-0.6)	16.70 (-1.3)	x (-0.8)
2	TAMGHO T 16.58 (+0.1)	15.93 (-2.3)	x (-5.7)	16.62 (-2.0)
3	DOUGLAS N 16.02 (-1.8)	16.44 (-1.1)	x (-1.0)	16.45 (-1.0)
4	TSIAMIS D 16.30 (+0.8)	16.12 (-0.7)	x (-2.9)	15.54 (-0.6)
5	KUZNYETSOV V 16.22 (-1.8)	15.98 (-2.2)	16.25 (-0.6)	
6	SCHEMBRI F 15.77 (-0.2)	16.03 (-1.5)	16.24 (-0.8)	
7	HOFFMANN K 15.71 (-2.1)	15.79 (-1.5)	16.08 (+0.1)	
8	DOCAVO V 13.67 (0.0)	x (-3.1)	15.82 (-2.8)	
9	TSAPIK A 14.97 (+2.1)	15.66 (+0.6)	15.19 (-2.1)	
10	KARACA A x (-1.1)	15.51 (-2.9)	x (-1.3)	
11	ZIEGLER M 13.60 (-2.2)	15.41 (-0.8)	15.46 (-1.5)	
12	ALMSENGEN S 14.88 (-1.1)	15.09 (-1.6)	15.21 (-1.8)	

Shot Put Men
Final
22 JUN 2013 / 15:38

Rank	Name	Nat	Date of Birth	Order	Result
1	STORL David	GER	27 JUL 1990	3	20.47
2	MAJEWSKI Tomasz	POL	30 AUG 1981	2	20.29
3	LESNOI Alexandr	RUS	28 JUL 1988	12	20.27
4	VIVAS Borja	ESP	26 MAY 1984	5	19.53
5	ATICI Hüseyin	TUR	3 MAY 1986	4	19.33
6	LYZHYN Pavel	BLR	24 MAR 1981	8	19.02
7	STAMATÓYIANNIS Mihail	GRE	20 MAY 1982	6	18.80
8	DAUPHIN Tumatai	FRA	12 JAN 1988	7	18.62
9	DUQUEMIN Zane	GBR	23 SEP 1991	1	18.50
10	SAMOLYUK Viktor	UKR	5 SEP 1986	10	18.07
11	DODONI Marco	ITA	5 SEP 1972	11	16.73
12	ANDERSEN Stian	NOR	1 FEB 1988	9	16.05

	1	2	3	4
1	STORL D 19.57	20.47	x	20.15
2	MAJEWSKI T x	20.29	20.13	x
3	LESNOI A 19.34	20.27	x	20.05
4	VIVAS B 19.09	19.53	x	x
5	ATICI H 19.33	19.01	19.23	
6	LYZHYN P 18.70	19.02	x	
7	STAMATÓYIANNIS M 18.21	18.80	x	
8	DAUPHIN T 18.04	18.39	18.62	
9	DUQUEMIN Z 18.13	x	18.50	
10	SAMOLYUK V 18.05	18.07	17.93	
11	DODONI M 16.46	16.73	16.67	
12	ANDERSEN S x	16.05	x	

Results
Discus Throw Men
Final
23 JUN 2013 / 15:05

Rank	Name	Nat	Date of Birth	Order	Result	
1	HARTING Robert	GER	18 OCT 1984	4	64.25	
2	PESTANO Mario	ESP	8 APR 1978	6	61.34	
3	OLGUNDENIZ Erçüment	TUR	7 JUL 1976	5	61.32	
4	MALACHOWSKI Piotr	POL	7 JUN 1983	3	59.68	
5	MORSE Brett	GBR	11 FEB 1989	2	59.45	
6	AMUNDGÅRD Fredrik	NOR	12 JAN 1989	10	58.05	
7	FALOCI Giovanni	ITA	13 OCT 1985	12	58.02	
8	LYZHYN Pavel	BLR	24 MAR 1981	9	56.24	SB
9	NESTERENKO Mykyta	UKR	15 APR 1991	11	55.34	
10	TRÉMOS Yeóryios	GRE	21 MAR 1989	7	53.51	
11	BUTENKO Victor	RUS	10 MAR 1993	1	51.96	
12	DJOUHAN Lolassonn	FRA	18 MAY 1991	8	50.17	

	1	2	3	4
1	HARTING R 64.25	64.06	x	63.17
2	PESTANO M 61.34	59.63	59.18	60.29
3	OLGUNDENIZ E 59.55	58.02	61.32	x
4	MALACHOWSKI P 57.71	58.78	59.68	x
5	MORSE B 59.45	x	x	
6	AMUNDGÅRD F 50.72	58.05	57.50	
7	FALOCI G x	x	58.02	
8	LYZHYN P 56.24	55.21	x	
9	NESTERENKO M x	52.13	55.34	
10	TRÉMOS Y 53.51	x	52.84	
11	BUTENKO V x	x	51.96	
12	DJOUHAN L 50.08	50.17	45.95	

Hammer Throw Men
Final
22 JUN 2013 / 13:41

Rank	Name	Nat	Date of Birth	Order	Result
1	FAJDEK Pawel	POL	4 JUN 1989	4	77.00
2	ESSER Markus	GER	3 FEB 1980	5	76.32
3	APAK Esref	TUR	3 JAN 1982	6	76.29
4	BIGOT Quentin	FRA	1 DEC 1992	9	75.22
5	LITVINOV Sergey	RUS	27 JAN 1986	2	74.17
6	SHAYUNOU Yury	BLR	22 OCT 1987	10	73.95
7	VIZZONI Nicola	ITA	4 JAN 1973	1	71.29
8	HENRIKSEN Eivind	NOR	14 SEP 1990	11	71.24
9	CIENFUEGOS Javier	ESP	15 JUL 1990	7	70.65
10	VYNOHRADOV Yevhen	UKR	30 APR 1984	12	70.47
11	DRY Mark	GBR	11 OCT 1987	3	68.30
12	ANASTASAKIS Mihail	GRE	1 JAN 1994	8	62.60

	1	2	3	4
1	FAJDEK P 77.00	x	74.50	73.15
2	ESSER M 76.32	76.01	x	x
3	APAK E 75.99	76.29	x	72.88
4	BIGOT Q 75.22	74.55	72.99	x
5	LITVINOV S 69.55	74.17	70.77	
6	SHAYUNOU Y 72.31	73.95	73.06	
7	VIZZONI N 61.81	71.29	71.15	
8	HENRIKSEN E 71.24	x	x	
9	CIENFUEGOS J x	70.65	x	
10	VYNOHRADOV Y 65.96	70.47	x	
11	DRY M 64.42	x	68.30	
12	ANASTASAKIS M 62.60	x	60.75	

Results
Javelin Throw Men
Final
23 JUN 2013 / 16:48

Rank	Name	Nat	Date of Birth	Order	Result	
1	TARABIN Dmitry	RUS	29 OCT 1991	3	85.99	PB
2	RÖHLER Thomas	GER	30 SEP 1991	6	83.31	
3	AVRAMENKO Roman	UKR	23 MAR 1988	1	81.74	
4	THORKILDSEN Andreas	NOR	1 APR 1982	12	80.48	
5	GRZESZCZUK Lukasz	POL	3 MAR 1990	5	78.35	
6	KAZLOU Uladzimir	BLR	20 APR 1985	11	77.44	
7	LEBĒSIS Spiridon	GRE	30 MAY 1987	9	75.48	
8	DORAN Lee	GBR	5 MAR 1985	4	73.77	
9	SÁNCHEZ Jordi	ESP	9 AUG 1985	8	71.32	SB
10	AVAN Fatih	TUR	1 JAN 1989	7	71.12	
11	BONVECCHIO Norbert	ITA	14 AUG 1985	2	70.16	
12	DURECHOU Killian	FRA	15 AUG 1992	10	67.30	

	1	2	3	4
1	TARABIN D	x	85.99	84.69
2	RÖHLER T	76.69	80.08	83.31
3	AVRAMENKO R	81.74	81.60	x
4	THORKILDSEN A	80.48	80.10	x
5	GRZESZCZUK L	76.63	77.98	78.35
6	KAZLOU U	75.58	75.30	77.44
7	LEBĒSIS S	75.48	74.36	74.54
8	DORAN L	72.76	70.81	73.77
9	SÁNCHEZ J	65.35	71.32	x
10	AVAN F	x	71.12	-
11	BONVECCHIO N	66.63	65.22	70.16
12	DURECHOU K	59.28	64.72	67.30

Results
4x100m Relay Men
Final
22 JUN 2013 / 17:48

Rank	Nat	Nation	Lane		Result	
1	GBR	Great Britain & N.I.		6	38.39	CR,EL
			1 - GEMILI A (6 OCT 1993) 3 - ELLINGTON J (6 SEP 1985)	2 - AIKINES-ARYEETEY H (29 AUG 1988) 4 - DASAOLU J (5 SEP 1987)		
2	GER	Germany		5	38.69	
			1 - SCHMIDT R (30 SEP 1991) 3 - REUS J (29 APR 1988)	2 - KNIPPHALS S (20 SEP 1985) 4 - KELLER M (26 SEP 1986)		
3	POL	Poland		7	38.71	
			1 - ZACZEK A (28 FEB 1989) 3 - ZALEWSKI K (7 AUG 1993)	2 - ZIMNIEWICZ G (13 OCT 1991) 4 - KRYNSKI K (12 MAY 1987)		
4	FRA	France		3	38.84	
			1 - BIRON E (29 JUL 1988) 3 - JOHN J (6 JUN 1992)	2 - LEMAITRE C (11 JUN 1990) 4 - VICAUT J (27 FEB 1992)		
5	ITA	Italy		4	39.05	
			1 - TUMI M (12 FEB 1990) 3 - MANENTI D (16 APR 1989)	2 - RIPARELLI J (27 MAR 1983) 4 - CERUTTI F (26 SEP 1985)		
6	UKR	Ukraine		2	39.11	
			1 - PERESTYUK R (22 APR 1991) 3 - BODROV I (9 JUL 1987)	2 - SMELYS S (19 APR 1987) 4 - KORZH V (5 OCT 1987)		
7	RUS	Russia		4	39.26	
			1 - BREDNEV A (4 FEB 1988) 3 - SMIRNOV R (2 SEP 1984)	2 - PETRIASHOV K (16 DEC 1983) 4 - KHUTTE A (29 SEP 1988)		
8	ESP	SPAIN		5	39.28	
			1 - VILES E (8 FEB 1991) 3 - HORTELANO B (18 SEP 1991)	2 - RUIZ S (21 OCT 1989) 4 - BURRIEL A (18 JAN 1992)		
9	TUR	Turkey		2000 6	40.36	
			1 - ASLAN I (7 MAR 1981) 3 - KARACAOGLU H (29 SEP 1982)	2 - ALTUNKALEM Ferhat (21 APR 1988) 4 - SAFER I (10 JUL 1990)		
10	GRE	Greece		2	40.39	
			1 - ANDREÁDIS P (1990) 3 - DOUVALÍDIS K (10 MAR 1987)	2 - TSAKONAS L (8 MAR 1990) 4 - STERYIOŪLIS E (9 FEB 1985)		
	BLR	Belarus		3	DQ	R 170.7
			1 - RABAU V (16 FEB 1993) 3 - SIRATSIUK I (9 APR 1994)	2 - LINNIK A (28 JAN 1991) 4 - KANSTANTSIUK P (23 JUN 1990)		
	NOR	Norway		7	DQ	R 170.7
			1 - BJERKAN N (5 JAN 1992) 3 - KARLSSON A (23 SEP 1988)	2 - OSAZUWA P (7 JUL 1989) 4 - WIBORG T (4 NOV 1987)		

Results
4x100m Relay Men
Heat 1
22 JUN 2013 / 17:48

Rank	Nat	Nation	Lane	Reaction time	Result	
1	ITA	Italy	4	0.153	39.05	
		1 - TUMI M (12 FEB 1990) 3 - MANENTI D (16 APR 1989)	2 - RIPARELLI J (27 MAR 1983) 4 - CERUTTI F (26 SEP 1985)			
2	ESP	SPAIN	5	0.130	39.28	
		1 - VILES E (8 FEB 1991) 3 - HORTELANO B (18 SEP 1991)	2 - RUIZ S (21 OCT 1989) 4 - BURRIEL A (18 JAN 1992)			
3	TUR	Turkey	2000 6	0.203	40.36	
		1 - ASLAN I (7 MAR 1981) 3 - KARACAOGLU H (29 SEP 1982)	2 - ALTUNKALEM Ferhat (21 APR 1988) 4 - SAFER I (10 JUL 1990)			
4	GRE	Greece	2	0.173	40.39	
		1 - ANDREÁDIS P (1990) 3 - DOUVALÍDIS K (10 MAR 1987)	2 - TSAKONAS L (8 MAR 1990) 4 - STERYIOÚLIS E (9 FEB 1985)			
	BLR	Belarus	3	0.182	DQ	R 170.7
		1 - RABAU V (16 FEB 1993) 3 - SIRATSIUK I (9 APR 1994)	2 - LINNIK A (28 JAN 1991) 4 - KANSTANTSIUK P (23 JUN 1990)			
	NOR	Norway	7	0.209	DQ	R 170.7
		1 - BJERKAN N (5 JAN 1992) 3 - KARLSSON A (23 SEP 1988)	2 - OSAZUWA P (7 JUL 1989) 4 - WIBORG T (4 NOV 1987)			

4x100m Relay Men
Heat 2
22 JUN 2013 / 17:54

Rank	Nat	Nation	Lane	Reaction time	Result	
1	GBR	Great Britain & N.I.	6	0.179	38.39	CR,EL
		1 - GEMILI A (6 OCT 1993) 3 - ELLINGTON J (6 SEP 1985)	2 - AIKINES-ARYEETEEY H (29 AUG 1988) 4 - DASAOLU J (5 SEP 1987)			
2	GER	Germany	5	0.160	38.69	
		1 - SCHMIDT R (30 SEP 1991) 3 - REUS J (29 APR 1988)	2 - KNIPPHALS S (20 SEP 1985) 4 - KELLER M (26 SEP 1986)			
3	POL	Poland	7	0.191	38.71	
		1 - ZACZEK A (28 FEB 1989) 3 - ZALEWSKI K (7 AUG 1993)	2 - ZIMNIEWICZ G (13 OCT 1991) 4 - KRYNSKI K (12 MAY 1987)			
4	FRA	France	3	0.165	38.84	
		1 - BIRON E (29 JUL 1988) 3 - JOHN J (6 JUN 1992)	2 - LEMAITRE C (11 JUN 1990) 4 - VICAUT J (27 FEB 1992)			
5	UKR	Ukraine	2	0.150	39.11	
		1 - PERESTYUK R (22 APR 1991) 3 - BODROV I (9 JUL 1987)	2 - SMELYK S (19 APR 1987) 4 - KORZH V (5 OCT 1987)			
6	RUS	Russia	4	0.161	39.26	
		1 - BREDNEV A (4 FEB 1988) 3 - SMIRNOV R (2 SEP 1984)	2 - PETRIASHOV K (16 DEC 1983) 4 - KHUTTE A (29 SEP 1988)			

Results

4x400m Relay Men
Final
23 JUN 2013 / 17:43

Rank	Nat	Nation	Lane		Result
1	GBR	Great Britain & N.I.	4		3:05.37
1 - BINGHAM M (13 APR 1986) 2 - WILLIAMS C (20 MAR 1982) 3 - WILLIAMS Rhys (27 FEB 1984) 4 - BUCK R (14 NOV 1986)					
2	RUS	Russia	5		3:06.09
1 - KENIG A (15 AUG 1990) 2 - KASHEFRAZOV R (6 APR 1993) 3 - BURIK D (5 JUN 1987) 4 - KRASNOV V (19 AUG 1990)					
3	POL	Poland	3		3:06.18
1 - MARCINISZYN M (7 SEP 1982) 2 - OMEKO R (16 JAN 1989) 3 - PIETRZAK M (3 APR 1989) 4 - KOZLOWSKI K (7 DEC 1986)					
4	GER	Germany	6		3:06.53
1 - GOLLNOW D (8 APR 1989) 2 - KRÜGER E (21 MAR 1988) 3 - RIGAU M (22 JUL 1985) 4 - PLASS J (1 AUG 1986)					
5	FRA	France	7		3:07.18
1 - MACEDOT M (15 SEP 1988) 2 - ANNE M (7 NOV 1989) 3 - COULIBALY T (6 JAN 1988) 4 - DÉCIMUS Y (30 NOV 1987)					
6	ITA	Italy	5		3:07.49
1 - TRICCA M (26 APR 1993) 2 - VALENTINI L (13 APR 1991) 3 - JUAREZ I (20 DEC 1987) 4 - GALVAN M (24 AUG 1988)					
7	ESP	SPAIN	6		3:07.54
1 - BRIONES R (7 JUL 1983) 2 - UJAKPOR M (18 JAN 1987) 3 - HORTELANO B (18 SEP 1991) 4 - GARCÍA S (4 DEC 1991)					
8	UKR	Ukraine	2		3:10.10
1 - HUTSOL Y (13 MAY 1990) 2 - KNYSH M (22 NOV 1983) 3 - BUTRYM V (10 JAN 1991) 4 - BURAKOV V (6 MAY 1985)					
9	GRE	Greece	3		3:10.46
1 - KIRIAKÍDIS P (17 JUL 1989) 2 - GRÁVALOS D (18 APR 1984) 3 - HATZIDIMITRÍOU A (1991) 4 - LOULÁS I (14 APR 1993)					
10	TUR	Turkey	2000	4	3:13.10
1 - GÜZEL M (20 AUG 1991) 2 - KOCABEYOGLU B (14 JUL 1991) 3 - KILIÇ H (1 MAR 1992) 4 - CAN Y (23 FEB 1987)					
11	NOR	Norway	2		3:13.36
1 - LID S (12 MAY 1994) 2 - KJERPESET Ø (12 DEC 1991) 3 - KÁSHAGEN M (15 FEB 1989) 4 - ROTH A (29 APR 1993)					
12	BLR	Belarus	7		3:14.95
1 - YAKAULEV M (6 JAN 1989) 2 - ANANENKA A (29 NOV 1985) 3 - KANSTANTSIUK P (23 JUN 1990) 4 - LINNIK A (28 JAN 1991)					

Results
4x400m Relay Men
Heat 1
23 JUN 2013 / 17:43

Rank	Nat	Nation	Lane	Reaction time	Result
1	ITA	Italy	5	0.183	3:07.49
		1 - TRICCA M (26 APR 1993) 3 - JUAREZ I (20 DEC 1987)	2 - VALENTINI L (13 APR 1991) 4 - GALVAN M (24 AUG 1988)		
2	ESP	SPAIN	6	0.178	3:07.54
		1 - BRIONES R (7 JUL 1983) 3 - HORTELANO B (18 SEP 1991)	2 - UJAKPOR M (18 JAN 1987) 4 - GARCÍA S (4 DEC 1991)		
3	GRE	Greece	3	0.246	3:10.46
		1 - KIRIAKÍDIS P (17 JUL 1989) 3 - HATZIDIMITRÍOU A (1991)	2 - GRÁVALOS D (18 APR 1984) 4 - LOULÁS I (14 APR 1993)		
4	TUR	Turkey	2000 4	0.203	3:13.10
		1 - GÜZEL M (20 AUG 1991) 3 - KILIÇ H (1 MAR 1992)	2 - KOCABEYOGLU B (14 JUL 1991) 4 - CAN Y (23 FEB 1987)		
5	NOR	Norway	2	0.162	3:13.36
		1 - LID S (12 MAY 1994) 3 - KÁSHAGEN M (15 FEB 1989)	2 - KJERPESET Ø (12 DEC 1991) 4 - ROTH A (29 APR 1993)		
6	BLR	Belarus	7		3:14.95
		1 - YAKAULEV M (6 JAN 1989) 3 - KANSTANTSIUK P (23 JUN 1990)	2 - ANANENKA A (29 NOV 1985) 4 - LINNIK A (28 JAN 1991)		

4x400m Relay Men
Heat 2
23 JUN 2013 / 17:53

Rank	Nat	Nation	Lane	Reaction time	Result
1	GBR	Great Britain & N.I.	4	0.146	3:05.37
		1 - BINGHAM M (13 APR 1986) 3 - WILLIAMS Rhys (27 FEB 1984)	2 - WILLIAMS C (20 MAR 1982) 4 - BUCK R (14 NOV 1986)		EL
2	RUS	Russia	5	0.163	3:06.09
		1 - KENIG A (15 AUG 1990) 3 - BURIK D (5 JUN 1987)	2 - KASHEFRAZOV R (6 APR 1993) 4 - KRASNOV V (19 AUG 1990)		
3	POL	Poland	3	0.180	3:06.18
		1 - MARCINISZYN M (7 SEP 1982) 3 - PIETRZAK M (3 APR 1989)	2 - OMELKO R (16 JAN 1989) 4 - KOZLOWSKI K (7 DEC 1986)		
4	GER	Germany	6	0.190	3:06.53
		1 - GOLLNOW D (8 APR 1989) 3 - RIGAU M (22 JUL 1985)	2 - KRÜGER E (21 MAR 1988) 4 - PLASS J (1 AUG 1986)		
5	FRA	France	7	0.186	3:07.18
		1 - MACEDOT M (15 SEP 1988) 3 - COULIBALY T (6 JAN 1988)	2 - ANNE M (7 NOV 1989) 4 - DÉCIMUS Y (30 NOV 1987)		
6	UKR	Ukraine	2	0.485	3:10.10
		1 - HUTSOL Y (13 MAY 1990) 3 - BUTRYM V (10 JAN 1991)	2 - KNYSH M (22 NOV 1983) 4 - BURAKOV V (6 MAY 1985)		

Results
100m Women
Final
22 JUN 2013 / 14:51

Rank	Name	Nat	Date of Birth	Lane	Result
1	POVH Olesya	UKR	18 OCT 1987	6	11.51
2	SOUMARÉ Myriam	FRA	29 OCT 1986	6	11.66
3	LOFAMAKANDA PINTO Tatjana	GER	2 JUL 1992	5	11.72
4	KUZINA Yekaterina	RUS	28 JUN 1991	7	11.73
5	PHILIP Asha	GBR	25 OCT 1990	3	11.78
6	POPOWICZ Marika	POL	28 APR 1988	4	11.83
7	OKPARAEO Ezinne	NOR	3 MAR 1988	2	11.88
8	HANCHAR Katsiaryna	BLR	30 AUG 1988	4	11.89
9	KARAKUS Nimet	TUR	23 JAN 1993	2	11.94
10	GARCÍA Estela	ESP	20 MAR 1989	5	11.95
11	DRAISCI Ilenia	ITA	13 JUL 1989	3	12.08
12	KOKLÓNI Yeoryía	GRE	7 MAY 1981	7	12.22

100m Women
Heat 1
22 JUN 2013 / 14:51

Wind: -4.6 m/s

Rank	Name	Nat	Date of Birth	Lane	Reaction time	Result
1	SOUMARÉ Myriam	FRA	29 OCT 1986	6	0.162	11.66
2	POPOWICZ Marika	POL	28 APR 1988	4	0.151	11.83
3	KARAKUS Nimet	TUR	23 JAN 1993	2	0.153	11.94
4	GARCÍA Estela	ESP	20 MAR 1989	5	0.161	11.95
5	DRAISCI Ilenia	ITA	13 JUL 1989	3	0.153	12.08
6	KOKLÓNI Yeoryía	GRE	7 MAY 1981	7	0.145	12.22

100m Women
Heat 2
22 JUN 2013 / 14:57

Wind: -4.3 m/s

Rank	Name	Nat	Date of Birth	Lane	Reaction time	Result
1	POVH Olesya	UKR	18 OCT 1987	6	0.119	11.51
2	LOFAMAKANDA PINTO Tatjana	GER	2 JUL 1992	5	0.156	11.72
3	KUZINA Yekaterina	RUS	28 JUN 1991	7	0.159	11.73
4	PHILIP Asha	GBR	25 OCT 1990	3	0.106	11.78
5	OKPARAEO Ezinne	NOR	3 MAR 1988	2	0.168	11.88
6	HANCHAR Katsiaryna	BLR	30 AUG 1988	4	0.170	11.89

200m Women
Final
23 JUN 2013 / 15:46

Rank	Name	Nat	Date of Birth	Lane	Result	
1	RYEMYEN Mariya	UKR	2 AUG 1987	6	22.80	
2	SOUMARÉ Myriam	FRA	29 OCT 1986	4	23.05	
3	ONUORA Anyika	GBR	28 OCT 1984	5	23.12	
4	GRENOT Libania	ITA	12 JUL 1983	2	23.29	SB
5	GARCÍA Estela	ESP	20 MAR 1989	7	23.58	PB
6	POPOWICZ Marika	POL	28 APR 1988	7	23.58	
7	WEIT Inna	GER	5 AUG 1988	4	23.62	
8	KATSURA Yulia	RUS	28 MAY 1983	3	23.87	
9	KARAKUS Nimet	TUR	23 JAN 1993	5	23.88	
10	HANCHAR Katsiaryna	BLR	30 AUG 1988	3	24.10	=SB
11	AKINYEMI Folake	NOR	31 MAR 1990	2	24.27	
	KERAMIDÁ Grigória-Emmanouéla	GRE	25 AUG 1990	6	DQ	R 163.3a

Results
200m Women
Heat 1
23 JUN 2013 / 15:46

Wind: +1.7 m/s

Rank	Name	Nat	Date of Birth	Lane	Reaction time	Result	
1	GARCÍA Estela	ESP	20 MAR 1989	7	0.150	23.58	PB
2	WEIT Inna	GER	5 AUG 1988	4	0.168	23.62	
3	KARAKUS Nimet	TUR	23 JAN 1993	5	0.190	23.88	
4	HANCHAR Katsiaryna	BLR	30 AUG 1988	3	0.182	24.10	=SB
5	AKINYEMI Folake	NOR	31 MAR 1990	2	0.166	24.27	
	KERAMIDÁ Grigoria-Emmanouéla	GRE	25 AUG 1990	6	0.169	DQ	R 163.3a

200m Women
Heat 2
23 JUN 2013 / 15:59

Wind: +0.7 m/s

Rank	Name	Nat	Date of Birth	Lane	Reaction time	Result	
1	RYEMYEN Mariya	UKR	2 AUG 1987	6	0.163	22.80	
2	SOMARÉ Myriam	FRA	29 OCT 1986	4	0.159	23.05	
3	ONUORA Anyika	GBR	28 OCT 1984	5	0.160	23.12	
4	GRENOT Libania	ITA	12 JUL 1983	2	0.157	23.29	SB
5	POPOWICZ Marika	POL	28 APR 1988	7	0.150	23.58	
6	KATSURA Yulia	RUS	28 MAY 1983	3	0.157	23.87	

400m Women
Final
22 JUN 2013 / 16:51

Rank	Name	Nat	Date of Birth	Lane	Result	
1	SHAKES-DRAYTON Perri	GBR	21 DEC 1988	4	50.50	CR,EL
2	ZADORINA Kseniya	RUS	2 MAR 1987	5	51.07	
3	GAYOT Marie	FRA	18 DEC 1989	6	51.54	PB
4	GRENOT Libania	ITA	12 JUL 1983	2	51.84	SB
5	BOKESA Aauri Lorena	ESP	14 DEC 1988	3	52.50	
6	ZEMLYAK Olha	UKR	16 JAN 1990	7	52.59	
7	SWIETY Justyna	POL	3 DEC 1992	6	52.79	
8	CREMER Esther	GER	29 MAR 1988	3	52.95	
9	USOVICH Ilona	BLR	14 NOV 1982	4	53.20	
10	KLOSTER Line	NOR	27 FEB 1990	5	53.33	
11	ENGİN Birsen	TUR	18 OCT 1980	7	54.07	
12	DERVÉNI Agni	GRE	7 NOV 1987	2	56.32	

400m Women
Heat 1
22 JUN 2013 / 16:51

Rank	Name	Nat	Date of Birth	Lane	Reaction time	Result	
1	SWIETY Justyna	POL	3 DEC 1992	6	0.171	52.79	
2	CREMER Esther	GER	29 MAR 1988	3	0.143	52.95	
3	USOVICH Ilona	BLR	14 NOV 1982	4	0.202	53.20	
4	KLOSTER Line	NOR	27 FEB 1990	5	0.156	53.33	
5	ENGİN Birsen	TUR	18 OCT 1980	7	0.173	54.07	
6	DERVÉNI Agni	GRE	7 NOV 1987	2	0.336	56.32	

Results

400m Women
Heat 2
22 JUN 2013 / 16:57

Rank	Name	Nat	Date of Birth	Lane	Reaction time	Result	
1	SHAKES-DRAYTON Perri	GBR	21 DEC 1988	4	0.191	50.50	CR,EL
2	ZADORINA Kseniya	RUS	2 MAR 1987	5	0.163	51.07	
3	GAYOT Marie	FRA	18 DEC 1989	6	0.178	51.54	PB
4	GRENOT Libania	ITA	12 JUL 1983	2	0.176	51.84	SB
5	BOKESA Aauri Lorena	ESP	14 DEC 1988	3	0.179	52.50	
6	ZEMLYAK Olha	UKR	16 JAN 1990	7	0.190	52.59	

800m Women
Final
22 JUN 2013 / 15:21

Rank	Name	Nat	Date of Birth	Lane	Result	
1	JUDD Jessica	GBR	7 JAN 1995	6	2:00.82	
2	SHARMINA Ekaterina	RUS	6 AUG 1986	5	2:00.86	
3	LYAKHOVA Olha	UKR	18 MAR 1992	4	2:02.30	
4	ARZAMASOVA Marina	BLR	17 DEC 1987	2	2:02.45	
5	CICHOCA Angelika	POL	10 JAN 1988	6	2:04.00	
6	MOH Clarisse	FRA	6 DEC 1986	2	2:04.17	
7	MILANI Marta	ITA	9 MAR 1987	4	2:04.19	
8	HORNA Annett	GER	4 FEB 1987	7	2:04.92	
9	MJÅLAND Trine	NOR	30 JUN 1990	3	2:06.27	PB
10	KARAKAYA-KOYUNCU Tugba	TUR	16 FEB 1991	8	2:06.53	
11	KLÁDOU Maria	GRE	19 MAR 1985	1	2:07.04	
12	RAHMOUNI Khadija	ESP	30 NOV 1986	8	2:07.65	

Intermediate times: 400m 1:00.31 JUDD Jessica (GBR)
 600m 1:29.83 JUDD Jessica (GBR)

1500m Women
Final
23 JUN 2013 / 15:09

Rank	Name	Nat	Date of Birth	Order	Result	
1	SHARMINA Ekaterina	RUS	6 AUG 1986	8	4:08.86	
2	MACÍAS Isabel	ESP	11 AUG 1984	1	4:09.95	SB
3	PLIS Renata	POL	5 FEB 1985	10	4:10.73	
4	MAGNANI Margherita	ITA	26 FEB 1987	7	4:11.01	
5	ENGLAND Hannah	GBR	6 MAR 1987	9	4:11.02	
6	ZHUSHMAN Olena	UKR	30 DEC 1985	6	4:11.77	PB
7	SUJEW Elina	GER	2 NOV 1990	11	4:13.27	
8	KARAKAYA-KOYUNCU Tugba	TUR	16 FEB 1991	12	4:14.95	
9	KAREIVA Natallia	BLR	14 NOV 1985	4	4:15.43	
10	PICOCHÉ Laurane	FRA	17 JUL 1985	3	4:18.09	
11	PITOÚLI Sofia	GRE	1995	2	4:20.29	PB
12	LØVNES Ingeborg	NOR	5 SEP 1992	5	4:25.87	

Intermediate times: 400m 1:08.37 SHARMINA Ekaterina (RUS)
 800m 2:17.68 SHARMINA Ekaterina (RUS)
 1200m 3:23.30 SHARMINA Ekaterina (RUS)

Results

3000m Women
Final **22 JUN 2013 / 15:50**

Rank	Name	Nat	Date of Birth	Order	Result	
1	KOROBKINA Elena	RUS	25 NOV 1990	10	9:01.45	
2	WEIGHTMAN Laura	GBR	1 JUL 1991	11	9:03.11	
3	FUENTES-PILA Iris María	ESP	10 AUG 1980	3	9:03.20	PB
4	HARRER Corinna	GER	19 JAN 1991	1	9:03.55	
5	PLIS Renata	POL	5 FEB 1985	12	9:04.46	PB
6	WEISSTEINER Silvia	ITA	13 JUL 1979	9	9:05.58	
7	BARDELLE Christine	FRA	16 AUG 1974	5	9:09.36	
8	AYDEMIR Esmá	TUR	1 JAN 1992	2	9:11.28	PB
9	YANOSH Yana	UKR	26 FEB 1990	8	9:25.44	
10	KARAKATSÁNI Anastasia	GRE	10 JAN 1992	4	9:34.03	
11	STARAVOITAVA Nastassia	BLR	4 NOV 1982	6	9:37.34	
12	BLOM Veronika Brennhovd	NOR	27 OCT 1990	7	9:40.97	PB

Intermediate times: 1000m 3:09.92 PLIS Renata (POL)
2000m 6:12.16 PLIS Renata (POL)

5000m Women
Final **23 JUN 2013 / 16:23**

Rank	Name	Nat	Date of Birth	Order	Result	
1	GOLOVKINA Olga	RUS	17 DEC 1986	9	15:32.45	SB
2	GORECKA Emelia	GBR	29 JAN 1994	10	15:40.52	
3	MOCKENHAUPT Sabrina	GER	6 DEC 1980	12	15:40.94	
4	PLÁ Judith	ESP	2 MAY 1978	2	15:41.70	SB
5	ROMAGNOLO Elena	ITA	5 OCT 1982	8	15:43.11	
6	DUARTE Sophie	FRA	31 JUL 1981	4	15:46.01	
7	NOWAKOWSKA Dominika	POL	25 JAN 1985	11	15:47.81	
8	GRØVDAL Karoline Bjerkeli	NOR	14 JUN 1990	6	15:48.21	
9	AYDEMIR Esmá	TUR	1 JAN 1992	1	15:50.05	PB
10	POHORYELSKA Viktoriya	UKR	4 AUG 1990	7	15:53.21	
11	REBOÚLI Ourania	GRE	16 MAY 1989	3	16:26.66	SB
12	ANANENKA Iryna	BLR	9 JAN 1986	5	16:28.73	

Intermediate times: 1000m 3:15.88 POHORYELSKA Viktoriya (UKR)
2000m 6:26.19 POHORYELSKA Viktoriya (UKR)
3000m 9:38.07 POHORYELSKA Viktoriya (UKR)
4000m 12:39.28 GOLOVKINA Olga (RUS)

100m Hurdles Women
Final **23 JUN 2013 / 14:43**

Rank	Name	Nat	Date of Birth	Lane	Result	
1	PORTER Tiffany	GBR	13 NOV 1987	4	12.62	
2	DEKTYAREVA Tatiana	RUS	8 MAY 1981	7	12.88	
3	PLATITSYNA Hanna	UKR	1 JAN 1987	3	12.91	
4	DECAUX Alice	FRA	10 APR 1985	6	12.94	
5	BORSI Veronica	ITA	13 JUN 1987	5	13.01	
6	TALAY Alina	BLR	14 MAY 1989	2	13.02	
7	HILDEBRAND Nadine	GER	20 SEP 1987	4	13.11	SB
8	PEDERSEN Isabelle	NOR	27 JAN 1992	5	13.23	
9	JEREZ Caridad	ESP	23 JAN 1991	6	13.24	
10	PETSOÚDI Olibia	GRE	6 DEC 1986	3	13.39	=PB
11	KOLECZEK Karolina	POL	15 JAN 1993	2	14.04	
12	APAK Sema	TUR	17 AUG 1985	7	14.31	

Results
100m Hurdles Women
Heat 1
23 JUN 2013 / 14:43

Wind: +1.9 m/s

Rank	Name	Nat	Date of Birth	Lane	Reaction time	Result	
1	HILDEBRAND Nadine	GER	20 SEP 1987	4	0.147	13.11	SB
2	PEDERSEN Isabelle	NOR	27 JAN 1992	5	0.174	13.23	
3	JEREZ Caridad	ESP	23 JAN 1991	6	0.129	13.24	
4	PETSOUĐI Olibia	GRE	6 DEC 1986	3	0.181	13.39	=PB
5	KOLECZEK Karolina	POL	15 JAN 1993	2	0.157	14.04	
6	APAK Sema	TUR	17 AUG 1985	7	0.180	14.31	

100m Hurdles Women
Heat 2
23 JUN 2013 / 14:50

Wind: +2.6 m/s

Rank	Name	Nat	Date of Birth	Lane	Reaction time	Result	
1	PORTER Tiffany	GBR	13 NOV 1987	4	0.148	12.62	
2	DEKTYAREVA Tatiana	RUS	8 MAY 1981	7	0.160	12.88	
3	PLATITSYNA Hanna	UKR	1 JAN 1987	3	0.154	12.91	
4	DECAUX Alice	FRA	10 APR 1985	6	0.157	12.94	
5	BORSI Veronica	ITA	13 JUN 1987	5	0.198	13.01	
6	TALAY Alina	BLR	14 MAY 1989	2	0.161	13.02	

400m Hurdles Women
Final
22 JUN 2013 / 16:10

Rank	Name	Nat	Date of Birth	Lane	Result	
1	CHILD Eilidh	GBR	20 FEB 1987	4	54.42	PB
2	YAROSHCHUK Hanna	UKR	24 NOV 1989	5	55.27	
3	RUDAKOVA Vera	RUS	20 MAR 1992	6	56.20	
4	ROCKWELL Jennifer	ITA	16 MAY 1982	3	56.32	SB
5	YILDIRIM Elif	TUR	11 FEB 1990	2	57.07	
6	ANACHARSIS Phara	FRA	17 DEC 1983	6	57.43	SB
7	LINKIEWICZ Joanna	POL	2 MAY 1990	4	57.73	
8	KLOPSCH Christiane	GER	21 AUG 1990	7	58.00	
9	SOTOMAYOR Laura	ESP	22 APR 1986	5	58.06	
10	TOMB Stine	NOR	27 AUG 1986	2	58.55	
11	HANTZÍ-NEAG Hristina	GRE	26 DEC 1976	3	59.76	
12	BOIKA Maryna	BLR	2 NOV 1988	7	1:00.02	

400m Hurdles Women
Heat 1
22 JUN 2013 / 16:10

Rank	Name	Nat	Date of Birth	Lane	Reaction time	Result	
1	ANACHARSIS Phara	FRA	17 DEC 1983	6	0.227	57.43	SB
2	LINKIEWICZ Joanna	POL	2 MAY 1990	4	0.218	57.73	
3	SOTOMAYOR Laura	ESP	22 APR 1986	5	0.172	58.06	
4	TOMB Stine	NOR	27 AUG 1986	2	0.164	58.55	
5	HANTZÍ-NEAG Hristina	GRE	26 DEC 1976	3	0.200	59.76	
6	BOIKA Maryna	BLR	2 NOV 1988	7	0.160	1:00.02	

Results
400m Hurdles Women
Heat 2
22 JUN 2013 / 16:16

Rank	Name	Nat	Date of Birth	Lane	Reaction time	Result	
1	CHILD Eilidh	GBR	20 FEB 1987	4	0.180	54.42	PB
2	YAROSHCHUK Hanna	UKR	24 NOV 1989	5	0.154	55.27	
3	RUDAKOVA Vera	RUS	20 MAR 1992	6	0.277	56.20	
4	ROCKWELL Jennifer	ITA	16 MAY 1982	3	0.210	56.32	SB
5	YILDIRIM Elif	TUR	11 FEB 1990	2	0.163	57.07	
6	KLOPSCH Christiane	GER	21 AUG 1990	7	0.160	58.00	

3000m Steeplechase Women
Final
22 JUN 2013 / 16:37


Rank	Name	Nat	Date of Birth	Order	Result	
1	ARISTARKHOVA Natalia	RUS	31 OCT 1989	11	9:30.64	EL
2	ZHUDINA Valentyna	UKR	12 MAR 1983	9	9:34.90	
3	MÖLDNER-SCHMIDT Antje	GER	13 JUN 1984	2	9:35.67	SB
4	MARTÍN Diana	ESP	1 APR 1981	4	9:44.90	SB
5	WAITE Lennie	GBR	4 FEB 1986	12	9:56.19	
6	ÖZATA-ERISMIS Türkan	TUR	5 JAN 1984	3	9:59.34	
7	KUDZELICH Sviatlana	BLR	7 MAY 1987	7	9:59.60	
8	PERRAUX Claire	FRA	6 OCT 1987	6	10:03.29	
9	KOÍNI Athiná	GRE	17 DEC 1992	5	10:03.75	
10	SAMIRI Tauria	ITA	1 FEB 1988	10	10:09.19	
11	KOWALSKA Katarzyna	POL	7 APR 1985	1	10:11.26	
12	HELLE Kristine	NOR	29 MAR 1994	8	10:54.36	

Intermediate times: 1000m 3:09.40 ARISTARKHOVA Natalia (RUS)
 2000m 6:21.91 ARISTARKHOVA Natalia (RUS)

High Jump Women
Final
23 JUN 2013 / 15:24

Rank	Name	Nat	Date of Birth	Order	Result	
1	KUCHINA Maria	RUS	14 JAN 1993	4	1.98	PB
2	STEPANIUK Kamila	POL	22 MAR 1986	6	1.92	
2	TROST Alessia	ITA	8 MAR 1993	3	1.92	
4	BEITIA Ruth	ESP	1 APR 1979	9	1.89	
5	AYHAN-YÜKSEL Burcu	TUR	3 MAY 1990	8	1.85	
5	JUNGFLEISCH Marie-L.	GER	7 OCT 1990	7	1.85	
7	STERYÍOU Adonia	GRE	7 JUL 1985	10	1.85	
8	ANGELSEN Tonje	NOR	17 JAN 1990	1	1.85	
9	POOLEY Isobel	GBR	21 DEC 1992	5	1.85	
10	NESTSIARCHUK Maryia	BLR	14 AUG 1989	12	1.85	
11	MELFORT Mélanie	FRA	8 NOV 1982	11	1.85	
12	KOVALENKO Iryna	UKR	17 JUN 1986	2	1.80	

		1.70	1.75	1.80	1.85	1.89	1.92	1.95	1.98	2.00
1	KUCHINA M	-	o	o	o	o	o	xxo	o	xxx
2	STEPANIUK K	-	o	o	o	o	o	xxx		
2	TROST A	-	o	o	o	o	o	xxx		
4	BEITIA R	-	-	o	o	o	x-	xx		
5	AYHAN-YÜKSEL B	o	o	o	o	xxx				
5	JUNGFLEISCH M	-	o	o	o	xxx				
7	STERYÍOU A	-	o	xo	o	xxx				
8	ANGELSEN T	-	-	xxo	o	xx				
9	POOLEY I	o	o	o	xo	xxx				
10	NESTSIARCHUK M	o	xo	o	xo	xx				
11	MELFORT M	-	o	xo	xxo	x				
12	KOVALENKO I	-	o	o	xxx					

INTERNET Service: www.european-athletics.org
Timing, Measurement & Data Service by  OMEGA

printed at SUN 23 JUN 2013 19:38

Page 20 of 28

Results
Pole Vault Women
Final
22 JUN 2013 / 13:30


Rank	Name	Nat	Date of Birth	Order	Result	
1	SPIEGELBURG Silke	GER	17 MAR 1986	8	4.60	
2	SIDOROVA Anzhelika	RUS	28 JUN 1991	5	4.55	PB
3	ROGOWSKA Anna	POL	21 MAY 1981	7	4.40	
4	AGIRRE Naroa	ESP	15 MAY 1979	10	4.35	SB
4	LOTOUT Marion	FRA	19 NOV 1989	12	4.35	
6	MALAVISI Sonia	ITA	31 OCT 1994	4	4.25	
7	KOZLOVA Kateryna	UKR	14 SEP 1989	3	4.15	
8	FIRTINA Eimas Seda	TUR	29 MAY 1994	9	4.00	
9	HAARKLAU Katrine	NOR	21 FEB 1991	2	3.80	
	BLEASDALE Holly	GBR	2 NOV 1991	6	NM	
	YAKALTSEVICH Iryna	BLR	26 JAN 1993	1	NM	
	KIRIAKOPOÚLOU Nikoía	GRE	21 MAR 1986	11	DNS	

		3.80	4.00	4.15	4.25	4.35	4.40	4.45	4.50	4.55	4.60	4.72
1	SPIEGELBURG S	-	-	-	-	-	o	-	xo	-	xxo	xxx
2	SIDOROVA A	-	-	-	o	xo	o	xo	xo	o	x	
3	ROGOWSKA A	-	-	-	-	-	xxo	-	-	-	xx	
4	AGIRRE N	o	o	o	xxo	o	xx	-	-	-	-	
4	LOTOUT M	-	-	xxo	-	o	-	xx	-	-	-	
6	MALAVISI S	o	xo	o	o	xxx	-	-	-	-	-	
7	KOZLOVA K	o	o	xxo	xx	-	-	-	-	-	-	
8	FIRTINA E	xxo	o	xx	-	-	-	-	-	-	-	
9	HAARKLAU K	xxo	xx	-	-	-	-	-	-	-	-	
	BLEASDALE H	-	-	-	xxx	-	-	-	-	-	-	
	YAKALTSEVICH I	xxx	-	-	-	-	-	-	-	-	-	
	KIRIAKOPOÚLOU N	-	-	-	-	-	-	-	-	-	-	

Long Jump Women
Final
23 JUN 2013 / 16:20

Rank	Name	Nat	Date of Birth	Order	Result	
1	LESUEUR Éloyse	FRA	15 JUL 1988	1	6.44	
2	KLISHINA Daria	RUS	15 JAN 1991	6	6.43	
3	PROCTOR Shara	GBR	16 SEP 1988	7	6.43	
4	GALÉNI Evaggelia	GRE	29 DEC 1988	12	6.28	
5	MOGUENARA Sosthene Taroum	GER	17 OCT 1989	9	6.28	
6	DERKACH Daria	ITA	27 MAR 1993	5	6.21	
7	DOBIJA Teresa	POL	19 OCT 1982	8	6.20	
8	JOVER María Del Mar	ESP	21 APR 1988	11	6.14	
9	PEDERSEN Isabelle	NOR	27 JAN 1992	3	6.08	PB
10	BEKH Maryna	UKR	18 JUL 1995	4	6.04	
11	SINMEZ SERBEST Sevim	TUR	20 APR 1987	10	5.94	
12	VIATKINA Natallia	BLR	10 FEB 1987	2	5.87	

		1	2	3	4
1	LESUEUR É	6.19 (-1.4)	x (+0.8)	6.44 (+0.1)	x (+0.6)
2	KLISHINA D	6.43 (-0.7)	x (-0.1)	x (+0.4)	6.43 (-0.6)
3	PROCTOR S	x (-1.0)	x (+0.4)	6.43 (-0.3)	6.29 (0.0)
4	GALÉNI E	5.89 (-0.3)	6.28 (-0.2)	6.23 (-0.3)	5.98 (-0.1)
5	MOGUENARA S	x (-0.9)	5.98 (-0.4)	6.28 (+0.4)	-
6	DERKACH D	6.21 (-0.3)	6.17 (+1.0)	x (+0.8)	-
7	DOBIJA T	6.15 (-1.2)	6.20 (-0.6)	x (-0.6)	-
8	JOVER M	x (-0.6)	5.76 (0.0)	6.14 (-0.5)	-
9	PEDERSEN I	5.90 (-0.4)	6.08 (+0.6)	6.08 (-0.1)	-
10	BEKH M	x (+0.2)	x (+0.6)	6.04 (-0.2)	-
11	SINMEZ SERBEST S	5.86 (-0.4)	x (0.0)	5.94 (+0.2)	-
12	VIATKINA N	x (-1.2)	5.87 (-0.1)	5.46 (-0.2)	-

INTERNET Service: www.european-athletics.org
Timing, Measurement & Data Service by  OMEGA

printed at SUN 23 JUN 2013 19:38

Page 21 of 28

Results
Triple Jump Women
Final
22 JUN 2013 / 14:30

Rank	Name	Nat	Date of Birth	Order	Result
1	SALADUHA OIha	UKR	4 JUN 1983	5	14.49
2	KONEVA Ekaterina	RUS	25 SEP 1988	7	14.10
3	la MANTIA Simona	ITA	14 APR 1983	6	13.99
4	ALDAMA Yamilé	GBR	14 AUG 1972	8	13.90
5	ELBE Jenny	GER	18 APR 1990	10	13.85
6	PAPHRÍSTOU Paraskeví	GRE	17 APR 1989	1	13.69
7	JAGACIAK Anna	POL	10 FEB 1990	9	13.68
8	VIATKINA Natallia	BLR	10 FEB 1987	3	13.60
9	NZOLA MESO BA Teresa	FRA	30 NOV 1983	2	13.51
10	SARRAPIO Patricia	ESP	16 NOV 1982	12	13.35
11	SINMEZ SERBEST Sevim	TUR	20 APR 1987	11	12.78
12	OKPARAEO Chiamaka	NOR	26 FEB 1992	4	11.99

	1	2	3	4	
1	SALADUHA O	14.49 (+0.9)	14.45 (+1.3)	14.04 (+0.6)	14.42 (0.0)
2	KONEVA E	14.10 (+2.6)	x (+2.8)	13.66 (+0.7)	13.45 (+0.8)
3	la MANTIA S	13.99 (+2.5)	x (+1.2)	13.87 (+1.9)	x (+2.0)
4	ALDAMA Y	13.90 (+1.7)	x (+2.9)	13.83 (+1.6)	12.99 (+2.3)
5	ELBE J	13.85 (+1.5)	13.84 (+2.4)	x (+2.6)	
6	PAPHRÍSTOU P	x (+0.9)	13.69 (+2.7)	13.52 (-0.2)	
7	JAGACIAK A	x (-0.3)	x (+1.7)	13.68 (+0.2)	
8	VIATKINA N	13.60 (+1.1)	13.43 (+1.8)	13.45 (+2.1)	
9	NZOLA MESO BA T	13.27 (+2.1)	13.26 (+0.9)	13.51 (+1.6)	
10	SARRAPIO P	13.22 (+1.9)	13.26 (-2.3)	13.35 (-1.1)	
11	SINMEZ SERBEST S	x (+1.8)	12.78 (-0.2)	x (-0.3)	
12	OKPARAEO C	x (+2.0)	11.99 (+1.1)	x (-0.5)	

Shot Put Women
Final
23 JUN 2013 / 15:27

Rank	Name	Nat	Date of Birth	Order	Result	
1	SCHWANITZ Christina	GER	24 DEC 1985	3	19.30	
2	OBLESHCHUK Halyna	UKR	23 FEB 1989	10	18.05	
3	DERELI Emel	TUR	25 FEB 1996	4	17.50	
4	ROSA Chiara	ITA	28 JAN 1983	11	17.18	
5	RUIZ Úrsula	ESP	11 AUG 1983	5	16.78	
6	LEANTSIUK Yulia	BLR	31 JAN 1984	8	16.74	
7	McKinna Sophie	GBR	31 AUG 1994	1	16.37	
8	CÉRIVAL Jessica	FRA	20 JAN 1982	7	16.25	
9	TRONEVA Natalia	RUS	24 FEB 1993	12	16.25	
10	DUDZINSKA Agnieszka	POL	16 MAR 1988	2	16.19	
11	SOFÁNI Evaggelia	GRE	28 JAN 1985	6	14.82	
12	SUNDSTEIGEN Kristin	NOR	20 SEP 1988	9	14.63	SB

	1	2	3	4	
1	SCHWANITZ C	x	19.30	19.20	19.05
2	OBLESHCHUK H	16.46	18.05	x	17.04
3	DERELI E	14.40	17.50	17.07	x
4	ROSA C	16.49	16.90	x	17.18
5	RUIZ Ú	16.78	16.50	x	
6	LEANTSIUK Y	16.74	16.59	16.72	
7	McKinna S	16.28	15.84	16.37	
8	CÉRIVAL J	15.93	x	16.25	
9	TRONEVA N	16.25	x	15.71	
10	DUDZINSKA A	x	16.19	x	
11	SOFÁNI E	14.82	14.72	14.65	
12	SUNDSTEIGEN K	14.63	x	14.20	

Results
Discus Throw Women
Final **22 JUN 2013 / 15:16**


Rank	Name	Nat	Date of Birth	Order	Result
1	ROBERT-MICHON Méline	FRA	18 JUL 1979	8	63.75
2	FISCHER Julia	GER	1 APR 1990	4	62.67
3	GLANC Zaneta	POL	11 MAR 1983	3	61.70
4	SEMENOVA Nataliya	UKR	7 JUL 1982	11	59.99
5	GANEEVA Vera	RUS	6 NOV 1988	1	59.60
6	LALLY Jade	GBR	30 MAR 1987	2	58.73
7	KASHTANAVA Anastasiya	BLR	14 JAN 1989	9	56.40
8	ASENJO Sabina	ESP	3 AUG 1986	6	54.44
9	ANIBALLI Valentina	ITA	19 APR 1984	12	54.09
10	ANAGNOSTOPOULOU Hristina	GRE	27 AUG 1991	7	53.00
11	ETHOLM Grete	NOR	25 JAN 1976	10	50.29
12	DERELI Emel	TUR	25 FEB 1996	5	37.72

		1	2	3	4
1	ROBERT-MICHON M	62.37	x	63.75	62.84
2	FISCHER J	61.25	x	62.67	x
3	GLANC Z	x	60.32	60.15	61.70
4	SEMENOVA N	59.99	59.89	x	x
5	GANEEVA V	59.60	x	59.41	
6	LALLY J	58.73	57.60	57.28	
7	KASHTANAVA A	49.39	56.40	54.38	
8	ASENJO S	54.44	53.48	52.40	
9	ANIBALLI V	47.96	54.09	x	
10	ANAGNOSTOPOULOU H	50.66	53.00	52.65	
11	ETHOLM G	48.44	50.29	49.80	
12	DERELI E	x	37.72	x	

Hammer Throw Women
Final **23 JUN 2013 / 13:36**

Rank	Name	Nat	Date of Birth	Order	Result
1	HEIDLER Betty	GER	14 OCT 1983	5	74.31
2	WLODARCZYK Anita	POL	8 AUG 1985	4	74.14
3	HITCHON Sophie	GBR	11 JUL 1991	3	72.97
4	MIANKOVA Aksana	BLR	28 MAR 1982	10	72.11
5	NOVOZHYZLOVA Iryna	UKR	7 JAN 1986	12	67.10
6	CASTELLS Berta	ESP	24 JAN 1984	7	66.21
7	SALIS Silvia	ITA	17 SEP 1985	1	64.76
8	KHANAFEEVA Gulfiya	RUS	4 JUN 1982	2	63.67
9	KOROSIDOU Iliána	GRE	14 JAN 1995	8	61.41
10	RAAD Trude	NOR	27 APR 1990	11	61.21
11	SAKIR Berivan	TUR	22 SEP 1993	6	20.85
	FALZON Stéphanie	FRA	7 JAN 1983	9	NM

		1	2	3	4
1	HEIDLER B	74.31	71.59	x	x
2	WLODARCZYK A	73.51	x	74.14	73.36
3	HITCHON S	x	70.68	72.97	71.67
4	MIANKOVA A	71.92	72.11	69.79	70.53
5	NOVOZHYZLOVA I	65.25	67.10	65.30	
6	CASTELLS B	66.21	x	65.04	
7	SALIS S	58.08	60.45	64.76	
8	KHANAFEEVA G	62.90	x	63.67	
9	KOROSIDOU I	x	61.41	x	
10	RAAD T	61.21	57.48	58.79	
11	SAKIR B	20.85	-	-	
	FALZON Stéphanie	x	x	x	

INTERNET Service: www.european-athletics.org
Timing, Measurement & Data Service by  OMEGA

printed at SUN 23 JUN 2013 19:38

Page 23 of 28

Results
Javelin Throw Women
Final
22 JUN 2013 / 16:55

Rank	Name	Nat	Date of Birth	Order	Result
1	OBERGFÖLL Christina	GER	22 AUG 1981	6	62.64
2	CHILLA Mercedes	ESP	19 JAN 1980	8	58.55
3	REBRYK Vira	UKR	25 FEB 1989	1	57.92
4	ABAKUMOVA Maria	RUS	15 JAN 1986	3	57.09
5	MADEJCZYK Barbara	POL	30 SEP 1976	5	55.23
6	KHALADOVICH Tatsiana	BLR	21 JUN 1991	11	53.77
7	LÍKA Sávva	GRE	27 JUN 1970	9	53.53
8	BISSOLY Séphora	FRA	6 NOV 1981	10	51.73
9	JEFFS Izzy	GBR	3 FEB 1992	4	50.27
10	DAHLE Tove Beate	NOR	6 APR 1988	12	50.07
11	SAKIR Berivan	TUR	22 SEP 1993	7	48.81
12	JEMAI Sara	ITA	12 APR 1992	2	48.58

		1	2	3	4
1	OBERGFÖLL C	55.82	58.30	62.64	x
2	CHILLA M	58.55	x	x	54.51
3	REBRYK V	52.85	54.77	57.92	x
4	ABAKUMOVA M	55.79	57.09	56.46	x
5	MADEJCZYK B	50.52	55.23	54.26	
6	KHALADOVICH T	49.09	53.77	50.65	
7	LÍKA S	53.53	x	x	
8	BISSOLY S	51.73	50.53	48.54	
9	JEFFS I	46.14	43.81	50.27	
10	DAHLE T	49.52	49.69	50.07	
11	SAKIR B	45.18	48.81	48.72	
12	JEMAI S	48.58	48.14	48.39	

Results

4x100m Relay Women
Final
22 JUN 2013 / 17:24

Rank	Nat	Nation	Lane		Result	
1	UKR	Ukraine		2	42.62	CR,EL
			1 - POVH O (18 OCT 1987) 3 - RYEMYEN M (2 AUG 1987)	2 - PYATACHENKO V (7 MAY 1989) 4 - POHREBNYAK N (19 FEB 1988)		
2	GER	Germany		6	43.15	
			1 - KWADWO Y (9 NOV 1990) 3 - LOFAMAKANDA PINTO (2 JUL 1992)	2 - WEIT I (5 AUG 1988) 4 - SAILER V (16 OCT 1985)		
3	RUS	Russia		5	43.23	
			1 - KATSURA Y (28 MAY 1983) 3 - SAVLINIS E (14 AUG 1987)	2 - KASHINA Y (26 FEB 1987) 4 - KUZINA E (28 JUN 1991)		
4	FRA	France		7	43.52	
			1 - LOUAMI C (12 MAY 1979) 3 - GALAIS J (7 MAR 1992)	2 - SOUMARÉ M (29 OCT 1986) 4 - DISTEL-BONNET C (25 JUL 1987)		
5	GBR	Great Britain & N.I.		4	43.52	
			1 - PORTER T (13 NOV 1987) 3 - LEWIS A (20 MAR 1989)	2 - ONUORA A (28 OCT 1984) 4 - PHILIP A (25 OCT 1990)		
6	POL	Poland		3	43.85	
			1 - POPOWICZ M (28 APR 1988) 3 - PTAK E (20 MAR 1987)	2 - WEDLER W (17 JUL 1989) 4 - OPON M (12 SEP 1991)		
7	ITA	Italy		6	44.35	
			1 - CATTANEO M (14 MAY 1982) 3 - DRAISCI I (13 JUL 1989)	2 - SIRAGUSA I (23 JUN 1993) 4 - ALLOH A (21 JUL 1987)		
8	BLR	Belarus		2	44.38	
			1 - ASTASHKA V (28 AUG 1986) 3 - SHUMAK K (29 OCT 1988)	2 - TALAY A (14 MAY 1989) 4 - HANCHAR K (30 AUG 1988)		
9	ESP	Spain		5	45.06	
			1 - PÉREZ M (1 MAR 1993) 3 - GARCÍA E (20 MAR 1989)	2 - MARTÍNEZ P (14 MAY 1985) 4 - de FRUTOS M (16 JUL 1987)		
10	TUR	Turkey		4	45.07	
			1 - ÖZTÜRK H (12 APR 1994) 3 - DEMIRTAS-GÜRCAN A (2 JAN 1973)	2 - ÖZYURT S (21 NOV 1980) 4 - KARAKUS N (23 JAN 1993)		
11	GRE	Greece		3	45.17	
			1 - GÁTOU M (16 AUG 1989) 3 - KERAMIDÁ G (25 AUG 1990)	2 - PESIRIDOU E (1 JAN 1992) 4 - KOKLÓNI Y (7 MAY 1981)		
12	NOR	Norway		7	45.20	
			1 - BRUBAK M (10 NOV 1990) 3 - JENSEN C (16 JUN 1994)	2 - AKINYEMI F (31 MAR 1990) 4 - NORUM T (18 SEP 1991)		

Results
4x100m Relay Women
Heat 1
22 JUN 2013 / 17:24

Rank	Nat	Nation	Lane	Reaction time	Result
1	ITA	Italy	6	0.165	44.35
			1 - CATTANEO M (14 MAY 1982) 2 - SIRAGUSA I (23 JUN 1993) 3 - DRAISCI I (13 JUL 1989) 4 - ALLOH A (21 JUL 1987)		
2	BLR	Belarus	2	0.180	44.38
			1 - ASTASHKA V (28 AUG 1986) 2 - TALAY A (14 MAY 1989) 3 - SHUMAK K (29 OCT 1988) 4 - HANCHAR K (30 AUG 1988)		
3	ESP	Spain	5	0.162	45.06
			1 - PÉREZ M (1 MAR 1993) 2 - MARTÍNEZ P (14 MAY 1985) 3 - GARCÍA E (20 MAR 1989) 4 - de FRUTOS M (16 JUL 1987)		
4	TUR	Turkey	4	0.157	45.07
			1 - ÖZTÜRK H (12 APR 1994) 2 - ÖZYURT S (21 NOV 1980) 3 - DEMIRTAS-GÜRCAN A (2 JAN 1973) 4 - KARAKUS N (23 JAN 1993)		
5	GRE	Greece	3	0.157	45.17
			1 - GÁTOU M (16 AUG 1989) 2 - PESIRIDOU E (1 JAN 1992) 3 - KERAMIDÁ G (25 AUG 1990) 4 - KOKLÓNI Y (7 MAY 1981)		
6	NOR	Norway	7	0.181	45.20
			1 - BRUBAK M (10 NOV 1990) 2 - AKINYEMI F (31 MAR 1990) 3 - JENSEN C (16 JUN 1994) 4 - NORUM T (18 SEP 1991)		

4x100m Relay Women
Heat 2
22 JUN 2013 / 17:38

Rank	Nat	Nation	Lane	Reaction time	Result
1	UKR	Ukraine	2	0.138	42.62
			1 - POVH O (18 OCT 1987) 2 - PYATACHENKO V (7 MAY 1989) 3 - RYEMYEN M (2 AUG 1987) 4 - POHREBNYAK N (19 FEB 1988)		
2	GER	Germany	6	0.163	43.15
			1 - KWADWO Y (9 NOV 1990) 2 - WEIT I (5 AUG 1988) 3 - LOFAMAKANDA PINTO (2 JUL 1992) 4 - SAILER V (16 OCT 1985)		
3	RUS	Russia	5	0.158	43.23
			1 - KATSURA Y (28 MAY 1983) 2 - KASHINA Y (26 FEB 1987) 3 - SAVLINIS E (14 AUG 1987) 4 - KUZINA E (28 JUN 1991)		
4	FRA	France	7	0.169	43.52
			1 - LOUAMI C (12 MAY 1979) 2 - SOUMARÉ M (29 OCT 1986) 3 - GALAIS J (7 MAR 1992) 4 - DISTEL-BONNET C (25 JUL 1987)		
5	GBR	Great Britain & N.I.	4	0.139	43.52
			1 - PORTER T (13 NOV 1987) 2 - ONUORA A (28 OCT 1984) 3 - LEWIS A (20 MAR 1989) 4 - PHILIP A (25 OCT 1990)		
6	POL	Poland	3	0.159	43.85
			1 - POPOWICZ M (28 APR 1988) 2 - WEDLER W (17 JUL 1989) 3 - PTAK E (20 MAR 1987) 4 - OPON M (12 SEP 1991)		

Results
4x400m Relay Women
Final
23 JUN 2013 / 17:09

Rank	Nat	Nation	Lane		Result	
1	GBR	Great Britain & N.I.	4		3:28.60	
			1 - CHILD E (20 FEB 1987)	2 - COX S (22 JAN 1985)		
			3 - BEESLEY M (15 NOV 1989)	4 - OHURUOGU C (17 MAY 1984)		
2	RUS	Russia	5		3:29.46	
			1 - GUSAROVA K (29 MAR 1989)	2 - TEREKHOVA Y (20 FEB 1990)		
			3 - FIROVA T (10 OCT 1982)	4 - ZADORINA K (2 MAR 1987)		
3	FRA	France	2		3:29.55	
			1 - GAYOT M (18 DEC 1989)	2 - GUION FIRMIN L (7 AUG 1991)		
			3 - ANACHARSIS P (17 DEC 1983)	4 - GUEI F (2 MAY 1990)		
4	UKR	Ukraine	7		3:30.36	
			1 - PRYSTUPA D (26 NOV 1987)	2 - LOHVYNNENKO A (18 JUL 1990)		
			3 - PYHYDA N (30 JAN 1981)	4 - ZEMLYAK O (16 JAN 1990)		
5	POL	Poland	3		3:31.35	
			1 - BEDNAREK A (28 JUN 1988)	2 - WYCISZKIEWICZ P (8 JAN 1994)		
			3 - HOLUB M (30 OCT 1992)	4 - SWIETY J (3 DEC 1992)		
6	GER	Germany	6		3:31.83	
			1 - CREMER E (29 MAR 1988)	2 - SCHMIDT L (4 AUG 1989)		
			3 - KLOPSCH C (21 AUG 1990)	4 - SPELMEYER R (19 SEP 1990)		
7	BLR	Belarus	7		3:34.14	
			1 - REISHAL H (21 OCT 1987)	2 - KHLIUSTAVA I (14 JUN 1978)		
			3 - YURENIA Y (27 MAY 1992)	4 - USOVICH I (14 NOV 1982)		
8	ITA	Italy	6		3:35.26	
			1 - BAZZONI C (5 JUL 1984)	2 - SPACCA M (20 MAR 1986)		
			3 - BONFANTI E (9 JUL 1988)	4 - CHIGBOGLU M (27 JUL 1989)		
9	TUR	Turkey	4		3:36.89	
			1 - AKIN Ö (17 JUN 1985)	2 - ENGIN B (18 OCT 1980)		
			3 - YILDIRIM D (9 NOV 1994)	4 - YILDIRIM E (11 FEB 1990)		
10	ESP	Spain	5		3:39.45	
			1 - SOTOMAYOR L (22 APR 1986)	2 - BOKESA A (14 DEC 1988)		
			3 - MARTÍNEZ P (14 MAY 1985)	4 - FERREIROS P (8 MAR 1993)		
	GRE	Greece	3		DQ	R 163.3a
			1 - DERVÉNI A (7 NOV 1987)	2 - ZIGORI E (1 JAN 1992)		
			3 - PETRIDOU M (24 MAR 1992)	4 - PINTÍ A (1991)		
	NOR	Norway	2		DQ	R 170.19
			1 - NORUM T (18 SEP 1991)	2 - MJÁLAND T (30 JUN 1990)		
			3 - KLOSTER L (27 FEB 1990)	4 - SVORTEVIK V (18 MAY 1994)		


Results
4x400m Relay Women
Heat 1
23 JUN 2013 / 17:09

Rank	Nat	Nation	Lane	Reaction time	Result
1	BLR	Belarus	7	0.167	3:34.14
		1 - REISHAL H (21 OCT 1987) 3 - YURENIA Y (27 MAY 1992)		2 - KHLIUSTAVA I (14 JUN 1978) 4 - USOVICH I (14 NOV 1982)	
2	ITA	Italy	6	0.157	3:35.26
		1 - BAZZONI C (5 JUL 1984) 3 - BONFANTI E (9 JUL 1988)		2 - SPACCA M (20 MAR 1986) 4 - CHIGBOGLU M (27 JUL 1989)	
3	TUR	Turkey	4	0.201	3:36.89
		1 - AKIN Ö (17 JUN 1985) 3 - YILDIRIM D (9 NOV 1994)		2 - ENGIN B (18 OCT 1980) 4 - YILDIRIM E (11 FEB 1990)	
4	ESP	Spain	5	0.175	3:39.45
		1 - SOTOMAYOR L (22 APR 1986) 3 - MARTÍNEZ P (14 MAY 1985)		2 - BOKESA A (14 DEC 1988) 4 - FERREIROS P (8 MAR 1993)	
	GRE	Greece	3	0.282	DQ
		1 - DERVÉNI A (7 NOV 1987) 3 - PETRIDOU M (24 MAR 1992)		2 - ZIGORI E (1 JAN 1992) 4 - PINTÍ A (1991)	R 163.3a
	NOR	Norway	2	0.151	DQ
		1 - NORUM T (18 SEP 1991) 3 - KLOSTER L (27 FEB 1990)		2 - MJÅLAND T (30 JUN 1990) 4 - SVORTEVIK V (18 MAY 1994)	R 170.19

4x400m Relay Women
Heat 2
23 JUN 2013 / 17:24

Rank	Nat	Nation	Lane	Reaction time	Result
1	GBR	Great Britain & N.I.	4	0.166	3:28.60
		1 - CHILD E (20 FEB 1987) 3 - BEESLEY M (15 NOV 1989)		2 - COX S (22 JAN 1985) 4 - OHURUOGU C (17 MAY 1984)	
2	RUS	Russia	5	0.175	3:29.46
		1 - GUSAROVA K (29 MAR 1989) 3 - FIROVA T (10 OCT 1982)		2 - TEREKHOVA Y (20 FEB 1990) 4 - ZADORINA K (2 MAR 1987)	
3	FRA	France	2	0.182	3:29.55
		1 - GAYOT M (18 DEC 1989) 3 - ANACHARSIS P (17 DEC 1983)		2 - GUION FIRMIN L (7 AUG 1991) 4 - GUEI F (2 MAY 1990)	
4	UKR	Ukraine	7	0.190	3:30.36
		1 - PRYSTUPA D (26 NOV 1987) 3 - PYHYDA N (30 JAN 1981)		2 - LOHVYNYENKO A (18 JUL 1990) 4 - ZEMLYAK O (16 JAN 1990)	
5	POL	Poland	3	0.143	3:31.35
		1 - BEDNAREK A (28 JUN 1988) 3 - HOLUB M (30 OCT 1992)		2 - WYCISZKIEWICZ P (8 JAN 1994) 4 - SWIETY J (3 DEC 1992)	
6	GER	Germany	6	0.161	3:31.83
		1 - CREMER E (29 MAR 1988) 3 - KLOPSCH C (21 AUG 1990)		2 - SCHMIDT L (4 AUG 1989) 4 - SPELMEYER R (19 SEP 1990)	

Legend	=PB Equal Personal Best	=SB Equal Season Best	CR Championships Record	EL European Lead
	NR National Record	PB Personal Best	SB Season Best	

INTERNET Service: www.european-athletics.org
Timing, Measurement & Data Service by  OMEGA

printed at SUN 23 JUN 2013 19:38

Page 28 of 28